

ENVIRONMENTAL PRODUCT DECLARATION

In accordance with ISO 14025 and EN15804+A2

7.5N concrete masonry unit range



Owner of the declaration:

Breedon Materials Ltd t/a Breedon Ireland - Central & Southern Regional Office

Product:

7.5N concrete masonry unit range

Declared unit:

1 kg

This declaration is based on Product Category Rules:

EN 15804:2012+A2:2019, EPD Ireland PCR Part A, Version 2.1, 2022
I.S. EN 16757:2022, PCR for concrete and concrete elements.

Program operator:

EPD Ireland

Declaration number:

EPDIE-26-296

Issue date:

11.06.2026

Valid to:

10.06.2031

General information

Product

7.5N concrete masonry unit range

Program operator:

EPD Ireland
19 Mountjoy Square, Dublin D01 E8P5
Phone: +353 (01) 6815862
web: <https://www.igbc.ie/epd-home/>

Declaration number:

EPDIE-26-296

This declaration is based on Product Category Rules:

EN 15804:2012+A2:2019, EPD Ireland PCR Part A, Version 2.1, 2022
I.S. EN 16757:2022, PCR for concrete and concrete elements.

Statement of liability:

The owner of the declaration shall be liable for the underlying information and evidence. The EPD Program operator shall not be liable with respect to manufacturer information, life cycle assessment data and evidences.

Type of EPD

Specific product EPD

Declared unit:

1 kg 7.5N concrete masonry unit range

Scope of the EPD:

A1-A3, A4, A5, B1, B2, B3, B4, B5, B6, B7, C1, C2, C3, C4, D

Functional unit:

1 kg of 7.5N 100mm, 140mm, 340mm standard blocks and 100mm, 140mm standard soapbars.

Verification:

Independent verification of the declaration and data, according to ISO14025:2010

Third party verifier:
Callum Hill

Owner of the declaration:

Breedon Materials Ltd t/a Breedon Ireland - Central & Southern
Regional Office
Contact person: JJ O'Neill
Phone: (021) 488 3123
e-mail: jj.oneill@breedongroup.com

Manufacturer:

Breedon Materials Ltd t/a Breedon Ireland - Central & Southern
Regional Office
Rosemount Business Park
D11 K2TP Dublin, Ireland

Place of production:

Milebush Quarry
Ballynabointra
P25 NV27 Midleton, Co. Cork, Ireland

Issue date:

11.06.2026

Valid to:

10.06.2031

Year of study:

2024

Comparability:

Environmental Product Declarations from different programmes may not be directly comparable if not compliant with EN 15804:2012+A2:2019. Comparability is further dependent on the specific product category rules, system boundaries and allocations, and background data sources. See clause 5.3 of EN 15804:2012+A2:2019

LCA consultant or person responsible for LCA:
EcoReview, Peter Seymour

Approved:

SIGNATURE OF PROGRAMME OPERATOR



Pat Barry, CEO - Irish Green Building Council

Product

Product description:

The concrete masonry units are durable, high-strength blocks manufactured using dense aggregate concrete. They are designed to provide reliable structural performance and are suitable for a wide range of construction applications. These units are robust and versatile, making them ideal for use in housing, commercial, and industrial projects. Typical applications include external and internal walls, loadbearing walls, cavity walls, and partition walls.

Product specification:

The concrete masonry units are manufactured in accordance with BS EN 771-3:2011+A1:2015, Specification for masonry units – Part 3: Aggregate concrete masonry units (dense and lightweight aggregates).

Further technical details on the blocks can be obtained from the manufacturer's product literature.

Technical data:

The main material components of the concrete masonry units are cement, graded aggregates, and water. The blocks have a minimum compressive strength of 7.5 N/mm² and a nominal width of 100 mm. The typical density of dense concrete blocks is in the range of 1850–2000 kg/m³, depending on the aggregate used.

Market/Geographical Area:

Republic of Ireland

Reference service life, product

No reference service life is assigned to the blocks, but the manufacturer notes that the expected service life of the blocks is somewhere in the order of 50 to 100 years.

Reference service life, building or construction works

LCA: Calculation rules

Declared unit:

1 kg 7.5N concrete masonry unit range
kg per Declared unit 1

Cut-off criteria:

All relevant inputs and outputs - like emissions, energy and materials - have been taken into account in this LCA, and in accordance with EN15804+A2:2019. The study covers at least 95% of the materials and energy per module and at least 99% of the total use of materials and energy of each unit process. Long term emissions have been excluded from the study.

Allocation:

The source of default unit processes or activities is the Ecoinvent database version 3.11, system model "Allocation, cut-off by classification". The measurement of environmental impacts in this EPD uses the LCIA methodologies recommended for PEF 3.1. In this EPD, the waste processes are allocated in the relevant module. In the case of the use of secondary materials or energy recovered from secondary fuels, the system boundary between the system under study and the previous system (providing the secondary materials) is set where outputs of the previous system, e.g. materials, products, building elements or energy, reach the end-of-waste state. The modularity and the polluter payer principles have been followed,

Data quality:

Time Representativeness

The data relating to the manufacturing of concrete blocks, and the data relating to the background processes for environmental impacts are recent (<2 years). The records for the supplier of the CEM I and CEM II/A-L cement are from the EPD for Breedon Cement products for the production year of 2024.

Time Representativeness is considered to be Very good.

Geographical Representativeness

The processes used in the production of the concrete blocks are geographically representative, insofar as the production location of the blocks lies within the region for which the relevant Ecoinvent (version 3.11) environmental records have been selected. The modelling of the cement uses the actual cement supplier to Breedon blocks, Breedon Cement in Ireland. The impacts of the aggregates (crushed limestone) supplied from a local quarry are modelled based on the specific operational data from this quarry.

Geographical Representativeness is considered to be Very good.

Technical Representativeness

Processes and energies used in the process have been modelled exactly as described by Breedon, and are based directly on the production data supplied by Breedon blocks, in relation to processes, fuels used, emissions and wastes generated, and without any significant need for improvement. The impacts of the aggregates (crushed limestone) supplied from a local quarry are modelled based on the specific operational data from this quarry. The records for the supplier of the CEM I and CEM II/A-L cement (Breedon Cement, Ireland) are from the EPD for Breedon Cement products, thus they are the most technically representative available.

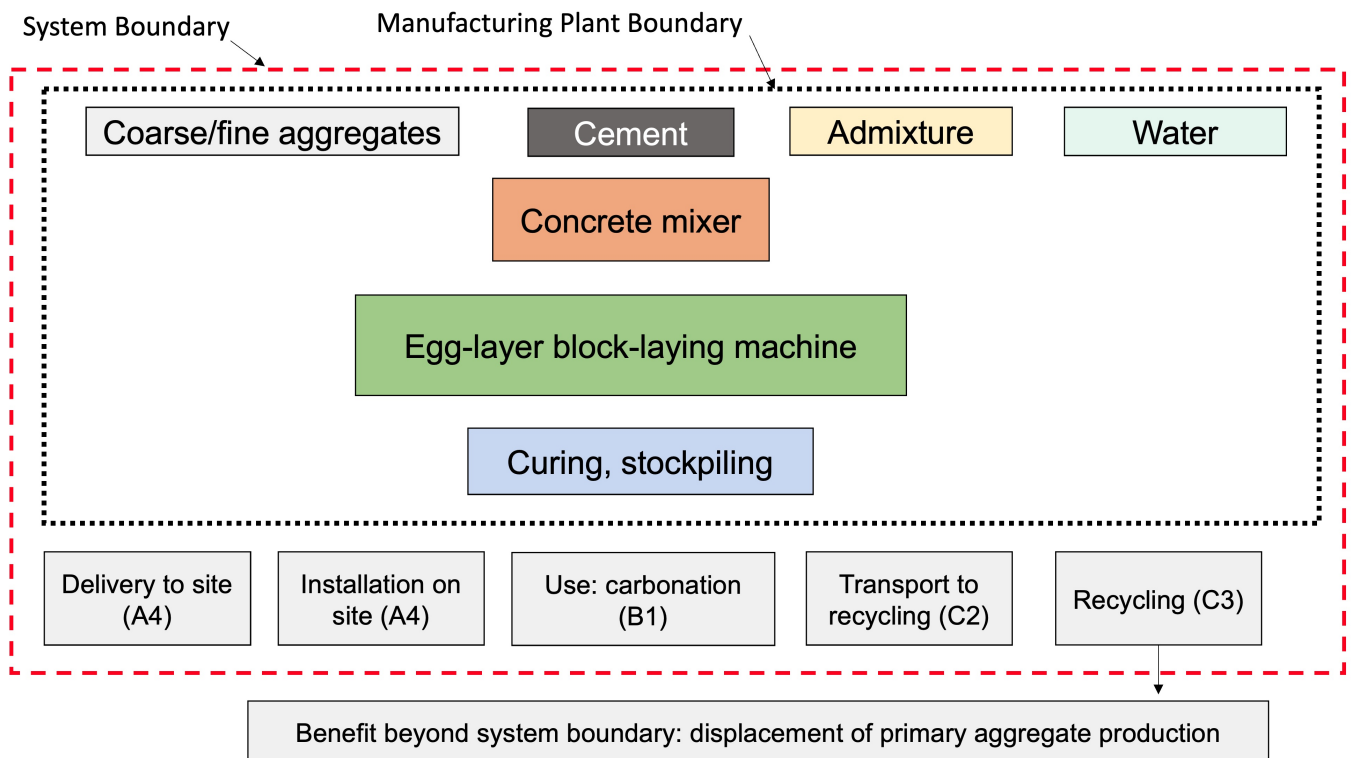
Technical Representativeness is considered to be Very good.

Scope and type of EPD (X = Module declared; ND = Module not declared)

Product stage			Construction installation stage		Use stage							End of life stage				Beyond the system boundaries
Raw materials	Transport	Manufacturing	Transport	Assembly	Use	Maintenance	Repair	Replacement	Refurbishment	Operational energy use	Operational water use	De-construction demolition	Transport	Waste processing	Disposal	Reuse-Recovery-Recycling-potential
A1	A2	A3	A4	A5	B1	B2	B3	B4	B5	B6	B7	C1	C2	C3	C4	D
X	X	X	X	X	X	X	X	X	X	X	X	X	X	X	X	X

System boundary:

This LCA covers the Product (A1, A2 and A3), Transport to site (A4), Construction Installation (A5), User (B1 to B7), End of Life (C1 to C4) and Benefits/loads beyond the system boundary (D) Stages, as indicated above. This is termed: "Cradle to grave and module D". A schematic of these stages is presented in the flow diagram below.



Additional technical information:

LCA: Scenarios and additional technical information

The following information describes the scenarios in the different modules of the EPD.

A4. Transport

Transport distance to a customer is taken to be 20km from the manufacturing site, using a 16-32 tonne capacity lorry with a EURO6 engine. Capacity utilisation factor is 46%.

A5. Installation on site

Installation losses are assumed as the default values in the Product Category Rules: Part A [6], of 5% for the blocks. It is assumed that losses are re-used on site as incidental construction materials, e.g. loose fill, and are not transported off site. Mortars used in the installation stage are not considered in this LCA, as there is uncertainty in regard to their quantification.

B. Use stage

B1. Use

In the use phase it is assumed carbonation occurs. In determining the carbonation effect, the guidance provided in the PCR for concrete and concrete products, EN 16757:2022 is followed, using the Simplified Method set out in Appendix G. The CO₂ uptake of the Standard 7.5N block and soapbar is 0.004 kg per kg of block/soapbar. There are no direct use phase factors in modules B2 – B7: no maintenance, repair, replacement, refurbishment or operational energy and water is associated with the installed product over the service life, and thus modules B2, B3, B4, B5, B6 and B7 are all considered to be zero.

C1. Deconstruction/demolition

In the C1 phase it is assumed that the blocks are removed with minimal energy. Thus, no energy or other materials are required for deconstruction C1, and the impacts are assumed to be zero in C1.

C2. Transport

In the transport phase C2, it is assumed that crushed material travels 50km to the point of re-use.

C3. Waste processing

For crushing on site, it is assumed the blocks are crushed by a medium-sized impact crusher. Diesel usage is approximately 0.2 litres of diesel per tonne, equating to 0.0002 litres of diesel per kg of concrete block.

C4. Disposal

It is assumed that no disposal of materials occurs, and 100% of materials are recovered and re-used.

D. Environmental loads and benefits of recycling and product reuse

Benefits beyond the system boundary arise from the use of the sand and aggregates - recovered in the concrete block crushing operation - to replace the production of sand and aggregates from primary raw materials.

LCA: Results

The LCA results are presented below for the declared unit defined on page 2 of the EPD document.

Environmental impact									
Indicator	Unit	A1-A3	A4	A5	B1	B2	B3	B4	
 GWP-total	kg CO ₂ -eq	4.07E-02	3.70E-03	2.04E-03	-4.00E-03	0.00E+00	0.00E+00	0.00E+00	
 GWP-fossil	kg CO ₂ -eq	4.07E-02	3.70E-03	2.04E-03	-4.00E-03	0.00E+00	0.00E+00	0.00E+00	
 GWP-biogenic	kg CO ₂ -eq	-1.74E-05	3.39E-06	-8.69E-07	0.00E+00	0.00E+00	0.00E+00	0.00E+00	
 GWP-luluc	kg CO ₂ -eq	7.55E-06	1.82E-06	3.77E-07	0.00E+00	0.00E+00	0.00E+00	0.00E+00	
 ODP	kg CFC11 -eq	3.45E-10	8.00E-11	1.70E-11	0.00E+00	0.00E+00	0.00E+00	0.00E+00	
 AP	mol H+ -eq	1.47E-04	8.08E-06	7.37E-06	0.00E+00	0.00E+00	0.00E+00	0.00E+00	
 EP-FreshWater	kg P -eq	7.71E-07	3.00E-08	3.85E-08	0.00E+00	0.00E+00	0.00E+00	0.00E+00	
 EP-Marine	kg N -eq	4.80E-05	1.99E-06	2.40E-06	0.00E+00	0.00E+00	0.00E+00	0.00E+00	
 EP-Terrestrial	mol N -eq	5.34E-04	2.07E-05	2.67E-05	0.00E+00	0.00E+00	0.00E+00	0.00E+00	
 POCP	kg NMVOC -eq	1.62E-04	1.25E-05	8.11E-06	0.00E+00	0.00E+00	0.00E+00	0.00E+00	
 ADP-minerals&metals ¹	kg Sb-eq	1.31E-07	1.21E-08	6.57E-09	0.00E+00	0.00E+00	0.00E+00	0.00E+00	
 ADP-fossil ¹	MJ	2.47E-01	5.25E-02	1.23E-02	0.00E+00	0.00E+00	0.00E+00	0.00E+00	
 WDP ¹	m ³	4.54E-03	2.17E-04	2.27E-04	0.00E+00	0.00E+00	0.00E+00	0.00E+00	

Indicator	Unit	B5	B6	B7	C1	C2	C3	C4	D
 GWP-total	kg CO ₂ -eq	0.00E+00	0.00E+00	0.00E+00	0.00E+00	9.25E-03	7.25E-04	0.00E+00	-3.90E-03
 GWP-fossil	kg CO ₂ -eq	0.00E+00	0.00E+00	0.00E+00	0.00E+00	9.24E-03	7.25E-04	0.00E+00	-3.88E-03
 GWP-biogenic	kg CO ₂ -eq	0.00E+00	0.00E+00	0.00E+00	0.00E+00	8.46E-06	1.47E-07	0.00E+00	-1.35E-05
 GWP-luluc	kg CO ₂ -eq	0.00E+00	0.00E+00	0.00E+00	0.00E+00	4.56E-06	7.41E-08	0.00E+00	-4.51E-06
 ODP	kg CFC11 -eq	0.00E+00	0.00E+00	0.00E+00	0.00E+00	2.01E-10	1.10E-11	0.00E+00	-3.70E-11
 AP	mol H+ -eq	0.00E+00	0.00E+00	0.00E+00	0.00E+00	2.02E-05	6.48E-06	0.00E+00	-2.65E-05
 EP-FreshWater	kg P -eq	0.00E+00	0.00E+00	0.00E+00	0.00E+00	7.50E-08	2.54E-09	0.00E+00	-1.29E-07
 EP-Marine	kg N -eq	0.00E+00	0.00E+00	0.00E+00	0.00E+00	4.97E-06	3.01E-06	0.00E+00	-7.95E-06
 EP-Terrestrial	mol N -eq	0.00E+00	0.00E+00	0.00E+00	0.00E+00	5.18E-05	3.30E-05	0.00E+00	-9.19E-05
 POCP	kg NMVOC -eq	0.00E+00	0.00E+00	0.00E+00	0.00E+00	3.13E-05	9.88E-06	0.00E+00	-2.74E-05
 ADP-minerals&metals ¹	kg Sb-eq	0.00E+00	0.00E+00	0.00E+00	0.00E+00	3.02E-08	2.59E-10	0.00E+00	-2.02E-08
 ADP-fossil ¹	MJ	0.00E+00	0.00E+00	0.00E+00	0.00E+00	1.31E-01	9.37E-03	0.00E+00	-4.82E-02
 WDP ¹	m ³	0.00E+00	0.00E+00	0.00E+00	0.00E+00	5.43E-04	2.65E-05	0.00E+00	-5.55E-02







GWP-total = Global Warming Potential total; GWP-fossil = Global Warming Potential fossil fuels; GWP-biogenic = Global Warming Potential biogenic; GWP-luluc = Global Warming Potential land use and land use change; ODP = Depletion potential of the stratospheric ozone layer; AP = Acidification potential, Accumulated Exceedance; EP-freshwater = Eutrophication potential, fraction of nutrients reaching freshwater end compartment; EP-marine = Eutrophication potential, fraction of nutrients reaching marine end compartment; EP-terrestrial = Eutrophication potential, Accumulated Exceedance; POCP = Formation potential of tropospheric ozone; ADP-minerals&metals = Abiotic depletion potential for non-fossil resources; ADP-fossil = Abiotic depletion for fossil resources potential; WDP = Water (user) deprivation potential, deprivation-weighted water consumption







"Reading example: 9.0 E-03 = 9.0*10⁻³ = 0.009"

1. The results of this environmental impact indicator shall be used with care as the uncertainties on these results are high or as there is limited experienced with the indicator

Remarks on environmental impacts

Additional environmental impact indicators









Indicator	Unit	A1-A3	A4	A5	B1	B2	B3	B4
 PM	Disease incidence	2.56E-09	2.74E-10	1.28E-10	0.00E+00	0.00E+00	0.00E+00	0.00E+00
 IRP ²	kgBq U235 -eq	1.43E-04	2.66E-05	7.17E-06	0.00E+00	0.00E+00	0.00E+00	0.00E+00
 ETP-fw ¹	CTUe	6.62E-02	2.59E-02	3.31E-03	0.00E+00	0.00E+00	0.00E+00	0.00E+00
 HTP-c ¹	CTUh	7.00E-12	2.00E-12	0.00E+00	0.00E+00	0.00E+00	0.00E+00	0.00E+00
 HTP-nc ¹	CTUh	1.89E-10	3.70E-11	9.00E-12	0.00E+00	0.00E+00	0.00E+00	0.00E+00
 SQP ¹	dimensionless	6.19E-02	3.17E-02	3.09E-03	0.00E+00	0.00E+00	0.00E+00	0.00E+00











Indicator	Unit	B5	B6	B7	C1	C2	C3	C4	D
 PM	Disease incidence	0.00E+00	0.00E+00	0.00E+00	0.00E+00	6.86E-10	1.85E-10	0.00E+00	-5.19E-10
 IRP ²	kgBq U235 -eq	0.00E+00	0.00E+00	0.00E+00	0.00E+00	6.65E-05	1.57E-06	0.00E+00	-1.00E-04
 ETP-fw ¹	CTUe	0.00E+00	0.00E+00	0.00E+00	0.00E+00	6.49E-02	5.12E-04	0.00E+00	-9.75E-03
 HTP-c ¹	CTUh	0.00E+00	0.00E+00	0.00E+00	0.00E+00	4.00E-12	0.00E+00	0.00E+00	-1.00E-12
 HTP-nc ¹	CTUh	0.00E+00	0.00E+00	0.00E+00	0.00E+00	9.30E-11	1.00E-12	0.00E+00	-3.00E-11
 SQP ¹	dimensionless	0.00E+00	0.00E+00	0.00E+00	0.00E+00	7.93E-02	6.26E-04	0.00E+00	-6.03E-02

PM = Particulate Matter emissions; IRP = Ionizing radiation – human health; ETP-fw = Eco toxicity – freshwater; HTP-c = Human toxicity – cancer effects; HTP-nc = Human toxicity – non cancer effects; SQP = Potential Soil Quality Index (dimensionless)

"Reading example: 9.0 E-03 = 9.0*10⁻³ = 0.009"

1. The results of this environmental impact indicator shall be used with care as the uncertainties on these results are high or as there is limited experienced with the indicator
2. This impact category deals mainly with the eventual impact of low dose ionizing radiation on human health of the nuclear fuel cycle. It does not consider effects due to possible nuclear accidents, occupational exposure nor due to radioactive waste disposal in underground facilities. Potential ionizing radiation from the soil, from radon and from some construction materials is also not measured by this indicator.




Resource use									
Indicator	Unit	A1-A3	A4	A5	B1	B2	B3	B4	
	PERE	MJ	4.91E-02	8.25E-04	2.46E-03	0.00E+00	0.00E+00	0.00E+00	0.00E+00
	PERM	MJ	0.00E+00	0.00E+00	0.00E+00	0.00E+00	0.00E+00	0.00E+00	0.00E+00
	PERT	MJ	4.91E-02	8.25E-04	2.46E-03	0.00E+00	0.00E+00	0.00E+00	0.00E+00
	PENRE	MJ	2.63E-01	5.58E-02	1.31E-02	0.00E+00	0.00E+00	0.00E+00	0.00E+00
	PENRM	MJ	0.00E+00	0.00E+00	0.00E+00	0.00E+00	0.00E+00	0.00E+00	0.00E+00
	PENRT	MJ	2.63E-01	5.58E-02	1.31E-02	0.00E+00	0.00E+00	0.00E+00	0.00E+00
	SM	kg	0.00E+00	0.00E+00	0.00E+00	0.00E+00	0.00E+00	0.00E+00	0.00E+00
	RSF	MJ	0.00E+00	0.00E+00	0.00E+00	0.00E+00	0.00E+00	0.00E+00	0.00E+00
	NRSF	MJ	0.00E+00	0.00E+00	0.00E+00	0.00E+00	0.00E+00	0.00E+00	0.00E+00
	FW	m ³	1.15E-04	7.05E-06	5.77E-06	0.00E+00	0.00E+00	0.00E+00	0.00E+00




Indicator	Unit	B5	B6	B7	C1	C2	C3	C4	D	
	PERE	MJ	0.00E+00	0.00E+00	0.00E+00	0.00E+00	2.06E-03	5.94E-05	0.00E+00	-3.89E-03
	PERM	MJ	0.00E+00	0.00E+00	0.00E+00	0.00E+00	0.00E+00	0.00E+00	0.00E+00	0.00E+00
	PERT	MJ	0.00E+00	0.00E+00	0.00E+00	0.00E+00	2.06E-03	5.94E-05	0.00E+00	-3.89E-03
	PENRE	MJ	0.00E+00	0.00E+00	0.00E+00	0.00E+00	1.39E-01	9.96E-03	0.00E+00	-5.12E-02
	PENRM	MJ	0.00E+00	0.00E+00	0.00E+00	0.00E+00	0.00E+00	0.00E+00	0.00E+00	0.00E+00
	PENRT	MJ	0.00E+00	0.00E+00	0.00E+00	0.00E+00	1.39E-01	9.96E-03	0.00E+00	-5.12E-02
	SM	kg	0.00E+00	0.00E+00	0.00E+00	0.00E+00	0.00E+00	0.00E+00	0.00E+00	0.00E+00
	RSF	MJ	0.00E+00	0.00E+00	0.00E+00	0.00E+00	0.00E+00	0.00E+00	0.00E+00	0.00E+00
	NRSF	MJ	0.00E+00	0.00E+00	0.00E+00	0.00E+00	0.00E+00	0.00E+00	0.00E+00	0.00E+00
	FW	m ³	0.00E+00	0.00E+00	0.00E+00	0.00E+00	1.76E-05	8.13E-07	0.00E+00	-1.30E-03

PERE = Use of renewable primary energy excluding renewable primary energy resources used as raw materials; PERM = Use of renewable primary energy resources used as raw materials; PERT = Total use of renewable primary energy resources; PENRE = Use of non renewable primary energy excluding non-renewable primary energy resources used as raw materials; PENRM = Use of non renewable primary energy resources used as raw materials; PENRT = Total use of non renewable primary energy resources; SM = Use of secondary materials; RSF = Use of renewable secondary fuels; NRSF = Use of non-renewable secondary fuels; FW = Net use of fresh water

*Reading example: 9.0 E-03 = 9.0*10⁻³ = 0.009"

End of life - Waste






Indicator		Unit	A1-A3	A4	A5	B1	B2	B3	B4
	HWD	kg	2.04E-06	3.34E-07	1.02E-07	0.00E+00	0.00E+00	0.00E+00	0.00E+00
	NHWD	kg	2.91E-03	2.61E-03	1.45E-04	0.00E+00	0.00E+00	0.00E+00	0.00E+00
	RWD	kg	8.87E-08	1.73E-08	4.43E-09	0.00E+00	0.00E+00	0.00E+00	0.00E+00






Indicator		Unit	B5	B6	B7	C1	C2	C3	C4	D
	HWD	kg	0.00E+00	0.00E+00	0.00E+00	0.00E+00	8.35E-07	6.57E-08	0.00E+00	-2.50E-07
	NHWD	kg	0.00E+00	0.00E+00	0.00E+00	0.00E+00	6.52E-03	6.37E-06	0.00E+00	-4.36E-04
	RWD	kg	0.00E+00	0.00E+00	0.00E+00	0.00E+00	4.31E-08	9.88E-10	0.00E+00	-6.47E-08

HWD = Hazardous waste disposed; NHWD = Non-hazardous waste disposed; RWD = Radioactive waste disposed

"Reading example: 9.0 E-03 = 9.0*10⁻³ = 0.009"

End of life - Output flow

Indicator		Unit	A1-A3	A4	A5	B1	B2	B3	B4
	CRU	kg	0.00E+00	0.00E+00	0.00E+00	0.00E+00	0.00E+00	0.00E+00	0.00E+00
	MFR	kg	0.00E+00	0.00E+00	0.00E+00	0.00E+00	0.00E+00	0.00E+00	0.00E+00
	MER	kg	0.00E+00	0.00E+00	0.00E+00	0.00E+00	0.00E+00	0.00E+00	0.00E+00
	EEE	MJ	0.00E+00	0.00E+00	0.00E+00	0.00E+00	0.00E+00	0.00E+00	0.00E+00
	EET	MJ	0.00E+00	0.00E+00	0.00E+00	0.00E+00	0.00E+00	0.00E+00	0.00E+00

Indicator		Unit	B5	B6	B7	C1	C2	C3	C4	D
	CRU	kg	0.00E+00	0.00E+00	0.00E+00	0.00E+00	0.00E+00	0.00E+00	0.00E+00	0.00E+00
	MFR	kg	0.00E+00	0.00E+00	0.00E+00	0.00E+00	0.00E+00	9.20E-01	0.00E+00	0.00E+00
	MER	kg	0.00E+00	0.00E+00	0.00E+00	0.00E+00	0.00E+00	0.00E+00	0.00E+00	0.00E+00
	EEE	MJ	0.00E+00	0.00E+00	0.00E+00	0.00E+00	0.00E+00	0.00E+00	0.00E+00	0.00E+00
	EET	MJ	0.00E+00	0.00E+00	0.00E+00	0.00E+00	0.00E+00	0.00E+00	0.00E+00	0.00E+00

CRU = Components for re-use; MFR = Materials for recycling; MER = Materials for energy recovery; EEE = Exported energy electrical; EET = Exported energy thermal

"Reading example: 9.0 E-03 = 9.0*10⁻³ = 0.009"

Biogenic Carbon Content

Indicator	Unit	At the factory gate
Biogenic carbon content in product	kg C	0.00E+00
Biogenic carbon content in accompanying packaging	kg C	0.00E+00

Note: 1 kg biogenic carbon is equivalent to 44/12 kg CO₂

Additional requirements




Dangerous substances

None of the substances contained in the product are listed in the "Candidate List of Substances of Very High Concern for authorisation", or they do not exceed the limit for registration with the European Chemicals Agency.

Mandatory additional information on release of dangerous substances to indoor air, soil and water.

Bibliography

- [1] ISO 14040: Environmental management - Life cycle assessment – Principles and Framework', International Organization for Standardization, ISO14040:2006.
- [2] ISO 14044: Environmental management - Life cycle assessment - Requirements and guidelines', International Organization for Standardization, ISO14044:2006.
- [3] ISO 14025: Environmental labels and declarations -- Type III environmental declarations -- Principles and procedures', International Organization for Standardization, ISO14025:2006.
- [4] EN 15804:2012+A2:2019: Sustainability of construction works - Environmental product declarations - Core rules for the product category of construction products EN 15804:2012+A2:2019.
- [5] Product Category Rules: Part A, Implementation and use of EN 15804:2012+A2:2019 and CEN TR 16970:2016 in Ireland for the development of Environmental Product Declarations; Version 2.0, issue date: 17.08.2021, published by the EPD Ireland Programme operator (Irish Green Building Council).
- [6] EN 16757:2022 Sustainability of construction works. Environmental product declarations. Product Category Rules for concrete and concrete elements.
- [7] <https://epca.jrc.ec.europa.eu/LCDN/developerEF.html>.
- [8] https://www.rubblemaster.com/en/rm-120go/#technical_specification.
- [9] PEF methodology final draft.pdf (europa.eu).

	Program operator and publisher EPD Ireland 19 Mountjoy Square East, Dublin 1, Ireland	Phone: +353 (01) 6815862 e-mail: epd@igbc.ie web: https://www.igbc.ie/epd-home/
	Owner of the declaration: Breedon Materials Ltd t/a Breedon Ireland - Central & Southern Regional Office Rosemount Business Park, D11 K2TP Dublin, Ireland	Phone: (021) 488 3123 e-mail: jj.oneill@breedongroup.com web: https://www.breedongroup.com/
	Author of the Life Cycle Assessment EcoReview Ireland Kilkenny City, Co. Kilkenny, Ireland	Phone: +353 87 258 9783 e-mail: pseymour@ecoreview.ie web: www.ecoreview.ie
	Developer of PDF generator LCA.no AS Dokka 6A, 1671 Kråkerøy, Norway	Phone: +47 916 50 916 e-mail: post@lca.no web: www.lca.no
	ECO Platform ECO Portal	web: www.eco-platform.org web: ECO Portal