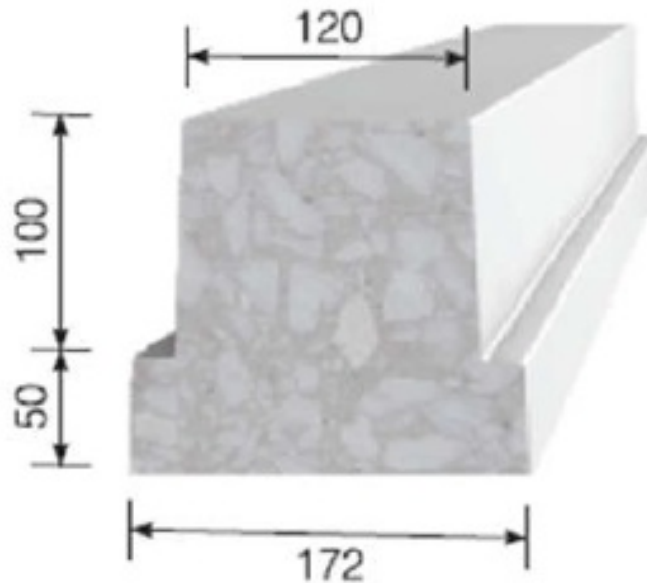


ENVIRONMENTAL PRODUCT DECLARATION

In accordance with ISO 14025 and EN15804+A2

150mm Wide Prestressed Concrete T-beam

W150mm (50kg/lm)



Owner of the declaration:

Atlas Concrete Ltd

Product:

150mm Wide Prestressed Concrete T-beam

Declared unit:

1 m

This declaration is based on Product Category Rules:

EN 15804:2012+A2:2019, EPD Ireland PCR Part A, Version 2.1, 2022
CEN TR 16970:2016 in Ireland for the development of Environmental Product Declarations (issued 05.03.2022), Version 2.1

Program operator:

EPD Ireland

Declaration number:

EPDIE-26-298

Issue date:

20.03.2026

Valid to:

19.03.2031

General information

Product

150mm Wide Prestressed Concrete T-beam

Program operator:

EPD Ireland
19 Mountjoy Square, Dublin D01 E8P5
Phone: +353 (01) 6815862
web: <https://www.igbc.ie/epd-home/>

Declaration number:

EPDIE-26-298

This declaration is based on Product Category Rules:

EN 15804:2012+A2:2019, EPD Ireland PCR Part A, Version 2.1, 2022
CEN TR 16970:2016 in Ireland for the development of Environmental
Product Declarations (issued 05.03.2022), Version 2.1

Statement of liability:

The owner of the declaration shall be liable for the underlying
information and evidence. The EPD Program operator shall not be
liable with respect to manufacturer information, life cycle assessment
data and evidences.

Type of EPD

Average product EPD

Declared unit:

1 m 150mm Wide Prestressed Concrete T-beam

Scope of the EPD:

A1, A2, A3, C1, C2, C3, C4, D

Functional unit:

1 linear metre (1lm) of 150mm Wide prestressed concrete T-beam.

Verification:

Independent verification of the declaration and data, according to
ISO14025:2010

Third party verifier:
Stephen Forson

Owner of the declaration:

Atlas Concrete Ltd
Contact person: Jenna Harrison
Phone: 016973 32585
e-mail: jharrison@atlasconcrete.co.uk

Manufacturer:

Atlas Concrete Ltd

Place of production:

Atlas Concrete Ltd
Solway House, Silloth Airfield
CA7 4NS Wigton, Cumbria, United Kingdom

Issue date:

20.03.2026

Valid to:

19.03.2031

Year of study:

2025

Comparability:

Environmental Product Declarations from different programmes may
not be directly comparable if not compliant with EN
15804:2012+A2:2019. Comparability is further dependent on the
specific product category rules, system boundaries and allocations,
and background data sources. See clause 5.3 of EN
15804:2012+A2:2019

LCA consultant or person responsible for LCA:
Patrick Hermon - L.C.D. Consulting

Approved:

SIGNATURE OF PROGRAMME OPERATOR



Pat Barry, CEO - Irish Green Building Council

Product

Product description:

The product is 150mm Wide prestressed concrete T-beam, manufactured by Atlas Concrete and supplied to the United Kingdom construction market for use as a structural floor and roof element within precast concrete systems.

The T-beam is produced using high-strength prestressing steel and structural concrete, cast in reusable moulds and cured under controlled factory conditions prior to dispatch. The beams are designed to provide efficient structural performance in combination with concrete infill blocks or slabs, and are typically installed using crane-assisted lifting methods.

The main material components vary on each site, with Silloth mixing concrete on site, using; varied aggregates, ad-mix, water and CEM I, and Manchester using ready-mix concrete. Both use the same prestressing wires. A full breakdown of material contributions can be found in the Additional Technical Information.

Manufacture of the declared product is undertaken using two alternative production routes within the Atlas Concrete supply chain. in two production sites Silloth and Manchester.

The Global Warming Potential total (GWP-total) variation between the two sites at Product Stage (Modules A1-A3) is 18.10%, and 16.96% from Product Stage to End-of-Life excluding Module D (Modules A1-C4).

The environmental performance declared in this EPD therefore represents a weighted average across both manufacturing routes and sites, based on their respective contributions to total annual production. This approach ensures that the declared results are representative of the average product placed on the market, in accordance with EN 15804 and EPD Ireland Product Category Rules.

Product specification:

The 150 mm wide prestressed concrete T-beam is intended for use in precast concrete floor and roof systems, providing primary structural support. The beams are designed to achieve high load-bearing capacity with efficient material usage through the incorporation of prestressing steel.

Concrete used in the manufacture of the beams is designed to meet the relevant performance requirements for structural applications, with strength class selected to satisfy durability and load criteria. Prestressing steel is applied to improve structural efficiency, reduce deflections, and optimise section geometry.

Production is carried out under controlled factory conditions using reusable steel moulds, with curing regimes designed to achieve consistent mechanical performance and surface quality.

No reference service life is applicable due to it's structural use. The service life is dependent on the constructed buildings intended life-span.

Technical data:

The T-beams have been tested and comply to the following standards:

Design Codes

- > BS EN 1990 – Basis of Structural Design (Eurocode 0)
- > BS EN 1991 – Part 1-1 – General Actions – Densities, self-weight, imposed loads for buildings (Eurocode 1)
- > BS EN 1992 – Part 1-1 – Design of Concrete Structures (Eurocode 2)
- > BS EN 15037 – Part 1 – Precast Concrete Products – Beam and block floor systems

Manufacturing Codes

- > BS EN 13670 – Execution of Concrete Structures
- > BS EN 13369 – Common rules for precast concrete products

Materials Codes

- > BS EN 206 – Concrete – Specification, performance, production and conformity
- > BS 8500 – Concrete – Complimentary British Standard to BS EN 206
- > BS EN 12620 – Aggregates for concrete
- > BS EN 197 – Cement – composition, specifications and conformity criteria for common cements
- > BS EN 934 – Admixtures for concrete, mortar and grout
- > BS 5896 – Specification of high tensile steel wire and strand for the prestressing of concrete

Product Type	Kg per Linear Metre	Depth	Top Width	Base Width	Volume
150mm Wide T-Beam	50 kg	150 mm	120 mm	172 mm	0.020600 m3

Market/Geographical Area:

Manufactured and supplied for use within the United Kingdom.

Reference service life, product

No reference service life is declared. When installed and maintained in accordance with relevant standards and manufacturer guidance, the service life of the T-beam is expected to be equivalent to that of the building or structure in which it is installed.

Reference service life, building or construction works

Not applicable.

LCA: Calculation rules

Declared unit:

1 m 150mm Wide Prestressed Concrete T-beam
kg per Declared unit 50

Cut-off criteria:

The study follows the cut-off rules defined in EN 15804:2012+A2:2019. All relevant material and energy inputs and waste flows for which data were available have been included in the life cycle inventory.

Capital goods and long-life reusable equipment (including reusable moulds, rubber formers, timber bearers, and lifting equipment) are excluded from the system boundary. Ancillary materials with very low replacement frequency and negligible contribution to overall environmental impacts are excluded where their contribution is expected to fall below EN 15804 cut-off thresholds. Ancillary materials included consist of lifting hooks, polystyrene formers, Polysolve, welding rods, and cutting discs.

Allocation:

No co-products are generated during the manufacturing process. Concrete breakages are treated as recovered material and are not considered co-products; associated benefits are accounted for in Module D in accordance with EN 15804.

Manufacturing energy use, fuel consumption, and waste generation data were collected as annual site totals for both manufacturing facilities. These flows were allocated to the declared product based on the proportion of total annual production represented by the 150 mm T-beam, using a mass-based allocation approach. This allocation method reflects the proportional relationship between production throughput and resource use and is consistent with EN 15804 requirements and EPD Ireland PCR guidance.

For the purpose of this declaration, environmental impacts were first calculated independently for each manufacturing route. Results were subsequently combined using a production-weighted (mass-based) averaging approach based on the relative annual output of each site. This Environmental Product Declaration therefore represents a production-weighted average across two manufacturing routes, reflecting typical product supply conditions. The selection of manufacturing route for individual orders is primarily governed by logistics, production capacity, and material availability rather than fixed product specifications; consequently, no single production route can be considered fully representative of long-term market supply. The weighted-average modelling approach provides the most accurate and transparent representation of the average environmental performance of the declared product, consistent with the intent of EN 15804 and EPD Ireland PCR.

Data quality:

Product Stage (A1–A3)

Raw material quantities, transport distances, manufacturing energy use, and waste generation data were provided by the manufacturer for both production routes.

Two manufacturing routes were modelled:

- Silloth: on-site batching, concrete production, casting, prestressing, curing, and finishing.
- Manchester: off-site ready-mix concrete supply combined with casting, prestressing, curing, and finishing.

Concrete production was modelled using ready-mix and batching datasets consistent with strength class C40/50. Prestressing steel was modelled using low-alloy steel datasets representing typical UK supply.

Transport of raw materials and ready-mix concrete was modelled using average distances provided by the manufacturer. Manufacturing energy consumption and fuel use were allocated to the declared unit based on mass share of production.

Concrete breakages and manufacturing rejects generated during production, where not recovered, are crushed on site and reused within the manufacturing facility or sold as secondary material. As no concrete production waste is disposed of as waste, no concrete waste treatment or disposal is modelled in Module A3. Only the energy and fuel use associated with normal manufacturing operations are included as well as mixed waste generated on site from ancillary materials and packaging.

Geographical representativeness:

Manufacturing of the declared product takes place in the United Kingdom, at the Silloth and Manchester facilities. Where available, background datasets representative of the United Kingdom (GB) were applied. Where UK-specific datasets were not available, European (RER) datasets were used, followed by global (GLO) datasets where no European alternatives existed.

Raw materials, transport distances, and energy carriers are considered representative of typical UK supply chains. Geographical representativeness is therefore considered to be Good.

Technical representativeness:

Primary foreground data were obtained directly from the manufacturer and include:

Concrete mix compositions, ready-mix delivery data, transport distances, fuel consumption, waste contractor records, and electricity and water consumption.

Concrete was modelled using appropriate strength-class proxies from ecoinvent. Prestressing steel, fuels, packaging materials, and transport processes were modelled using representative ecoinvent datasets selected to reflect the closest available technological match. These include diesel burned as a proxy for kerosene where no data for kerosene was available, organic chemicals for unspecified admixture, organic solvent for Polysolve, and lubricating oil for mould oil.

Two manufacturing scenarios were modelled independently and subsequently combined using production-weighted averaging. This approach captures the variability introduced by logistics-driven production routing and provides a realistic representation of market supply.

Technical representativeness is therefore considered to be Good.

Time representativeness:

Foreground manufacturing and logistics data were collected for a representative 12-month reporting period from 2024 into 2025. Background life cycle inventory data were sourced from ecoinvent v3.10 (2023).

For some background datasets, the reference year may differ slightly from the foreground data period; however, all datasets are considered representative of current production technologies. Time representativeness is therefore considered to be Very Good.

Database used: ecoinvent v3.10 (cut-off system model, 2023)

LCA tool used: OpenLCA 2.5.0 with assessor-developed calculation spreadsheets

Scope and type of EPD (X = Module declared; ND = Module not declared)

Product stage			Construction installation stage		Use stage							End of life stage				Beyond the system boundaries
Raw materials	Transport	Manufacturing	Transport	Assembly	Use	Maintenance	Repair	Replacement	Refurbishment	Operational energy use	Operational water use	De-construction demolition	Transport	Waste processing	Disposal	Reuse-Recovery-Recycling-potential
A1	A2	A3	A4	A5	B1	B2	B3	B4	B5	B6	B7	C1	C2	C3	C4	D
X	X	X	ND	ND	ND	ND	ND	ND	ND	ND	ND	X	X	X	X	X

System boundary:

This EPD is prepared in accordance with EN 15804+A2 and follows the EPD Ireland reporting format.

Declared modules:

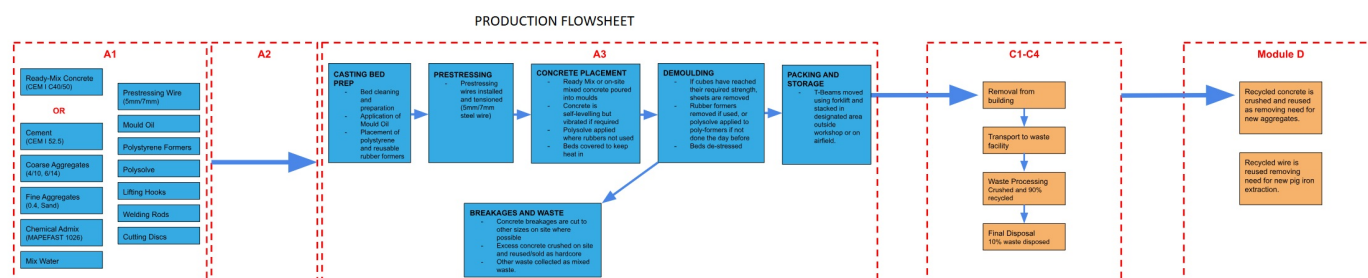
A1–A3: Product stage (raw material supply, transport, manufacturing)

The climate impact for electricity used for manufacturing in this product is 2.76E-05 kgCO₂eq per Kwh.

C1–C4: End-of-life (not modelled with site-specific demolition scenarios within this draft unless confirmed)

Module D: Benefits and loads beyond the system boundary, declared to account for material recovery from both production breakages and end-of-life recycling.

Modules A4–A5 are not declared as transport to site and installation are project-specific.



Additional technical information:

The data provided is the weighted average material contributions of the T-beam. This will be different from each manufacturing site but is representative of the data included in this EPD.

Material	Contribution
Ready-Mix	40.04%
7mm Wire	2.39%
10mm Aggregates	17.86%
Sand	15.17%
0/4mm Dust	4.58%
Mapefast 1026 Ad-mix	0.16%
Water	3.06%
CEM I 52.5	8.74%

LCA: Scenarios and additional technical information

The following information describes the scenarios in the different modules of the EPD.

Construction and Installation Stage (A4–A5)

Transport to site and installation impacts are highly project-specific and depend on factors such as site location, craneage requirements, installation methodology, and programme constraints. These modules are therefore excluded to avoid introducing non-representative assumptions.

End of Life (C1–C4)

At the end of its service life, the T-beam is assumed to be removed through mechanical demolition as part of building deconstruction activities. In the absence of product-specific demolition energy data, an estimate for demolition energy was modelled per T-Beam type using a generic excavator diesel consumption proxy consistent withecoinvent demolition datasets.

Transport of demolished material to waste processing facilities is modelled using road freight over a representative distance of 50 km.

The concrete fraction is assumed to be 100% crushed and processed into recycled aggregate, while prestressing steel is assumed to be 90% recovered and recycled. There is an assumed 10% waste sent to landfill. Waste processing is modelled using generic concrete recycling and steel scrap processing datasets.

Benefits and Loads Beyond the System Boundary (Module D)














Module D includes substitution benefits from: (i) concrete breakages generated in A3 that are crushed and reused or sold as secondary aggregate, and (ii) recycled concrete aggregate and recovered prestressing steel at end of life (C1–C4). Substitution is modelled on a mass-equivalent basis.

Recycled concrete aggregate (assumed to be 90%) is assumed to substitute primary aggregate production on a mass-equivalent basis without assuming quality upgrading. Recovered prestressing steel (assumed to be 90%) is assumed to substitute iron ore extraction using a closed-loop recycling approach.

Substitution benefits are modelled in accordance with EN 15804 and EPD Ireland PCR guidance. Negative values reported in Module D reflect the avoided environmental burdens associated with displaced primary material production.

LCA: Results

The LCA results are presented below for the declared unit defined on page 2 of the EPD document.







Environmental impact										
Indicator		Unit	A1	A2	A3	C1	C2	C3	C4	D
	GWP-total	kg CO ₂ -eq	1.06E+01	1.64E-01	7.11E-01	1.14E-02	4.28E-01	1.97E-01	1.21E-01	2.72E+00
	GWP-fossil	kg CO ₂ -eq	1.05E+01	1.64E-01	6.29E-01	1.14E-02	4.27E-01	2.76E-01	1.20E-01	2.72E+00
	GWP-biogenic	kg CO ₂ -eq	9.44E-02	1.14E-04	8.24E-02	1.24E-06	2.96E-04	3.02E-05	8.07E-05	-5.93E-03
	GWP-luluc	kg CO ₂ -eq	3.52E-03	5.44E-05	5.22E-05	9.86E-07	1.42E-04	2.40E-05	2.25E-04	9.51E-04
	ODP	kg CFC11 -eq	6.20E-08	3.26E-09	1.63E-08	1.74E-10	8.50E-09	4.22E-09	2.34E-09	1.69E-08
	AP	mol H+ -eq	3.45E-02	3.41E-04	3.89E-03	1.02E-04	8.90E-04	2.49E-03	7.65E-04	1.16E-02
	EP-FreshWater	kg P -eq	2.00E-03	1.11E-05	2.74E-05	3.32E-07	2.90E-05	8.06E-06	8.30E-06	9.12E-04
	EP-Marine	kg N -eq	9.28E-03	8.20E-05	1.72E-03	4.75E-05	2.14E-04	1.15E-03	3.14E-04	2.98E-03
	EP-Terrestrial	mol N -eq	1.02E-01	8.85E-04	1.87E-02	5.20E-04	2.31E-03	1.26E-02	3.42E-03	3.31E-02
	POCP	kg NMVOC -eq	3.14E-02	5.67E-04	5.80E-03	1.55E-04	1.48E-03	3.77E-03	1.13E-03	1.08E-02
	ADP-minerals&metals ¹	kg Sb-eq	4.98E-05	5.46E-07	3.33E-07	4.17E-09	1.42E-06	1.01E-07	2.50E-07	4.84E-06
	ADP-fossil ¹	MJ	7.61E+01	2.31E+00	9.65E+00	1.48E-01	6.01E+00	3.61E+00	2.00E+00	3.03E+01
	WDP ¹	m ³	1.91E+00	1.13E-02	5.28E-02	3.64E-04	2.94E-02	8.84E-03	7.19E-03	7.82E-01

GWP-total = Global Warming Potential total; GWP-fossil = Global Warming Potential fossil fuels; GWP-biogenic = Global Warming Potential biogenic; GWP-luluc = Global Warming Potential land use and land use change; ODP = Depletion potential of the stratospheric ozone layer; AP = Acidification potential, Accumulated Exceedance; EP-freshwater = Eutrophication potential, fraction of nutrients reaching freshwater end compartment; EP-marine = Eutrophication potential, fraction of nutrients reaching marine end compartment; EP-terrestrial = Eutrophication potential, Accumulated Exceedance; POCP = Formation potential of tropospheric ozone; ADP-minerals&metals = Abiotic depletion potential for non-fossil resources; ADP-fossil = Abiotic depletion for fossil resources potential; WDP = Water (user) deprivation potential, deprivation-weighted water consumption

"Reading example: 9.0 E-03 = 9.0*10⁻³ = 0.009"

1. The results of this environmental impact indicator shall be used with care as the uncertainties on these results are high or as there is limited experienced with the indicator






Remarks on environmental impacts

Additional environmental impact indicators										
Indicator	Unit	A1	A2	A3	C1	C2	C3	C4	D	
 PM	Disease incidence	4.72E-07	1.21E-08	9.97E-08	2.91E-09	3.15E-08	4.05E-07	5.58E-08	2.05E-07	
 IRP ²	kgBq U235 -eq	2.83E-01	2.99E-03	1.14E-01	6.65E-05	7.80E-03	1.62E-03	1.41E-03	7.11E-02	
 ETP-fw ¹	CTUe	1.02E+02	6.27E-01	1.11E+00	2.11E-02	1.64E+00	5.12E-01	5.64E-01	1.66E+02	
 HTP-c ¹	CTUh	2.77E-07	1.16E-09	1.83E-09	4.40E-11	3.03E-09	1.08E-09	5.67E-10	6.23E-07	
 HTP-nc ¹	CTUh	1.13E-07	1.49E-09	2.10E-09	2.00E-11	3.89E-09	4.92E-10	7.98E-10	2.48E-08	
 SQP ¹	dimensionless	3.38E+01	1.39E+00	6.04E-01	1.04E-02	3.63E+00	2.54E-01	2.19E+00	1.18E+01	

PM = Particulate Matter emissions; IRP = Ionizing radiation – human health; ETP-fw = Eco toxicity – freshwater; HTP-c = Human toxicity – cancer effects; HTP-nc = Human toxicity – non cancer effects; SQP = Potential Soil Quality Index (dimensionless)




"Reading example: 9.0 E-03 = 9.0*10⁻³ = 0.009"

1. The results of this environmental impact indicator shall be used with care as the uncertainties on these results are high or as there is limited experienced with the indicator
2. This impact category deals mainly with the eventual impact of low dose ionizing radiation on human health of the nuclear fuel cycle. It does not consider effects due to possible nuclear accidents, occupational exposure nor due to radioactive waste disposal in underground facilities. Potential ionizing radiation from the soil, from radon and from some construction materials is also not measured by this indicator.

Resource use										
Indicator	Unit	A1	A2	A3	C1	C2	C3	C4	D	
 PERE	MJ	5.03E+00	3.96E-02	8.96E-02	9.11E-04	1.03E-01	2.22E-02	2.16E-02	1.02E+00	
 PERM	MJ	0.00E+00	0.00E+00	0.00E+00	0.00E+00	0.00E+00	0.00E+00	0.00E+00	0.00E+00	
 PERT	MJ	5.03E+00	3.96E-02	8.96E-02	9.11E-04	1.03E-01	2.22E-02	2.16E-02	1.02E+00	
 PENRE	MJ	7.61E+01	2.31E+00	9.65E+00	1.48E-01	6.01E+00	3.61E+00	2.00E+00	3.03E+01	
 PENRM	MJ	0.00E+00	0.00E+00	0.00E+00	0.00E+00	0.00E+00	0.00E+00	0.00E+00	0.00E+00	
 PENRT	MJ	7.61E+01	2.31E+00	9.65E+00	1.48E-01	6.01E+00	3.61E+00	2.00E+00	3.03E+01	
 SM	kg	0.00E+00	0.00E+00	0.00E+00	0.00E+00	0.00E+00	0.00E+00	0.00E+00	0.00E+00	
 RSF	MJ	0.00E+00	0.00E+00	0.00E+00	0.00E+00	0.00E+00	0.00E+00	0.00E+00	0.00E+00	
 NRSF	MJ	0.00E+00	0.00E+00	0.00E+00	0.00E+00	0.00E+00	0.00E+00	0.00E+00	0.00E+00	
 FW	m ³	4.81E-02	3.10E-04	1.24E-03	9.65E-06	8.08E-04	2.35E-04	9.45E-04	1.95E-02	






PERE = Use of renewable primary energy excluding renewable primary energy resources used as raw materials; PERM = Use of renewable primary energy resources used as raw materials; PERT = Total use of renewable primary energy resources; PENRE = Use of non renewable primary energy excluding non-renewable primary energy resources used as raw materials; PENRM = Use of non renewable primary energy resources used as raw materials; PENRT = Total use of non renewable primary energy resources; SM = Use of secondary materials; RSF = Use of renewable secondary fuels; NRSF = Use of non-renewable secondary fuels; FW = Net use of fresh water

*Reading example: 9.0 E-03 = 9.0*10⁻³ = 0.009"

End of life - Waste										
Indicator	Unit	A1	A2	A3	C1	C2	C3	C4	D	
 HWD	kg	9.18E-01	2.29E-03	1.12E-02	1.29E-04	5.97E-03	3.13E-03	1.97E-03	4.85E-02	
 NHWD	kg	8.37E+00	2.53E-02	1.92E-01	9.64E-04	6.61E-02	2.34E-02	5.02E+00	4.55E-01	
 RWD	kg	7.11E-05	7.43E-07	2.40E-05	1.63E-08	1.94E-06	3.97E-07	3.46E-07	1.74E-05	

HWD = Hazardous waste disposed; NHWD = Non-hazardous waste disposed; RWD = Radioactive waste disposed

"Reading example: 9.0 E-03 = 9.0*10⁻³ = 0.009"

End of life - Output flow										
Indicator	Unit	A1	A2	A3	C1	C2	C3	C4	D	
 CRU	kg	0.00E+00	0.00E+00	0.00E+00	0.00E+00	0.00E+00	0.00E+00	0.00E+00	0.00E+00	
 MFR	kg	0.00E+00	0.00E+00	0.00E+00	0.00E+00	0.00E+00	4.50E+01	0.00E+00	0.00E+00	
 MER	kg	0.00E+00	0.00E+00	0.00E+00	0.00E+00	0.00E+00	0.00E+00	0.00E+00	0.00E+00	
 EEE	MJ	0.00E+00	0.00E+00	0.00E+00	0.00E+00	0.00E+00	0.00E+00	0.00E+00	0.00E+00	
 EET	MJ	0.00E+00	0.00E+00	0.00E+00	0.00E+00	0.00E+00	0.00E+00	0.00E+00	0.00E+00	

CRU = Components for re-use; MFR = Materials for recycling; MER = Materials for energy recovery; EEE = Exported energy electrical; EET = Exported energy thermal

"Reading example: 9.0 E-03 = 9.0*10⁻³ = 0.009"

Biogenic Carbon Content		
Indicator	Unit	At the factory gate
Biogenic carbon content in product	kg C	0.00E+00
Biogenic carbon content in accompanying packaging	kg C	0.00E+00

Note: 1 kg biogenic carbon is equivalent to 44/12 kg CO₂

Additional requirements

Dangerous substances

None of the substances contained in the product are listed in the "Candidate List of Substances of Very High Concern for authorisation", or they do not exceed the limit for registration with the European Chemicals Agency.

Mandatory additional information on release of dangerous substances to indoor air, soil and water.

Bibliography

End-of-life and transport assumptions are based on RICS Whole Life Carbon Assessment for the Built Environment Guidance.

All background data points are extracted using OpenLCA 2.5.0 from ecoinvent v3.10 (cut-off system model, 2023) database.

Quantity data is provided directly by the EPD owner, Atlas Concrete.

Other references:

ISO 14040:2006 - Environmental management — Life cycle assessment — Principles and framework

ISO 14044:2006 - Environmental management — Life cycle assessment — Requirements and guidelines

EN 15804:2012 + A2:2019 - Sustainability of construction works – Environmental product declarations – Core rules for the product category of construction products

BS EN 1990 – Basis of Structural Design (Eurocode 0)

BS EN 1991 – Part 1-1 – General Actions – Densities, self-weight, imposed loads for buildings (Eurocode 1)

BS EN 1992 – Part 1-1 – Design of Concrete Structures (Eurocode 2)

BS EN 15037 – Part 1 – Precast Concrete Products – Beam and block floor systems

BS EN 13670 – Execution of Concrete Structures

BS EN 13369 – Common rules for precast concrete products

BS EN 206 – Concrete – Specification, performance, production and conformity






BS 8500 – Concrete – Complimentary British Standard to BS EN 206

BS EN 12620 – Aggregates for concrete

BS EN 197 – Cement – composition, specifications and conformity criteria for common cements

BS EN 934 – Admixtures for concrete, mortar and grout

BS 5896 – Specification of high tensile steel wire and strand for the prestressing of concrete

	<p>Program operator and publisher EPD Ireland 19 Mountjoy Square East, Dublin 1, Ireland</p>	<p>Phone: +353 (01) 6815862 e-mail: epd@igbc.ie web: https://www.igbc.ie/epd-home/</p>
	<p>Owner of the declaration: Atlas Concrete Ltd Solway House, Silloth Airfield, CA7 4NS Wigton, Cumbria, United Kingdom</p>	<p>Phone: 016973 32585 e-mail: jharrison@atlasconcrete.co.uk web: www.atlasconcrete.co.uk</p>
	<p>Author of the Life Cycle Assessment L.C.D. Consulting United Kingdom</p>	<p>Phone: 07496525074 e-mail: pat@consultinglcd.com web: consultinglcd.com</p>
	<p>Developer of PDF generator LCA.no AS Dokka 6A, 1671 Kråkerøy, United Kingdom</p>	<p>Phone: +47 916 50 916 e-mail: post@lca.no web: www.lca.no</p>
	<p>ECO Platform ECO Portal</p>	<p>web: www.eco-platform.org web: ECO Portal</p>